


HATE RACE



How to add Matic token, Polygon network and **HateRace token** to your Metamask? 



RAT RACE



RAT RACE



RAT RACE



RAT RACE



RAT RACE



How to add **Matic token** and **Polygon network**?

It is simple and necessary, if you want to operate with our Hate token. Hate is minted on fast and low-gas Polygon Blockchain.

Just go to the Metamask and add the Polygon Network.





RAT RACE



RAT RACE



RAT RACE



RAT RACE

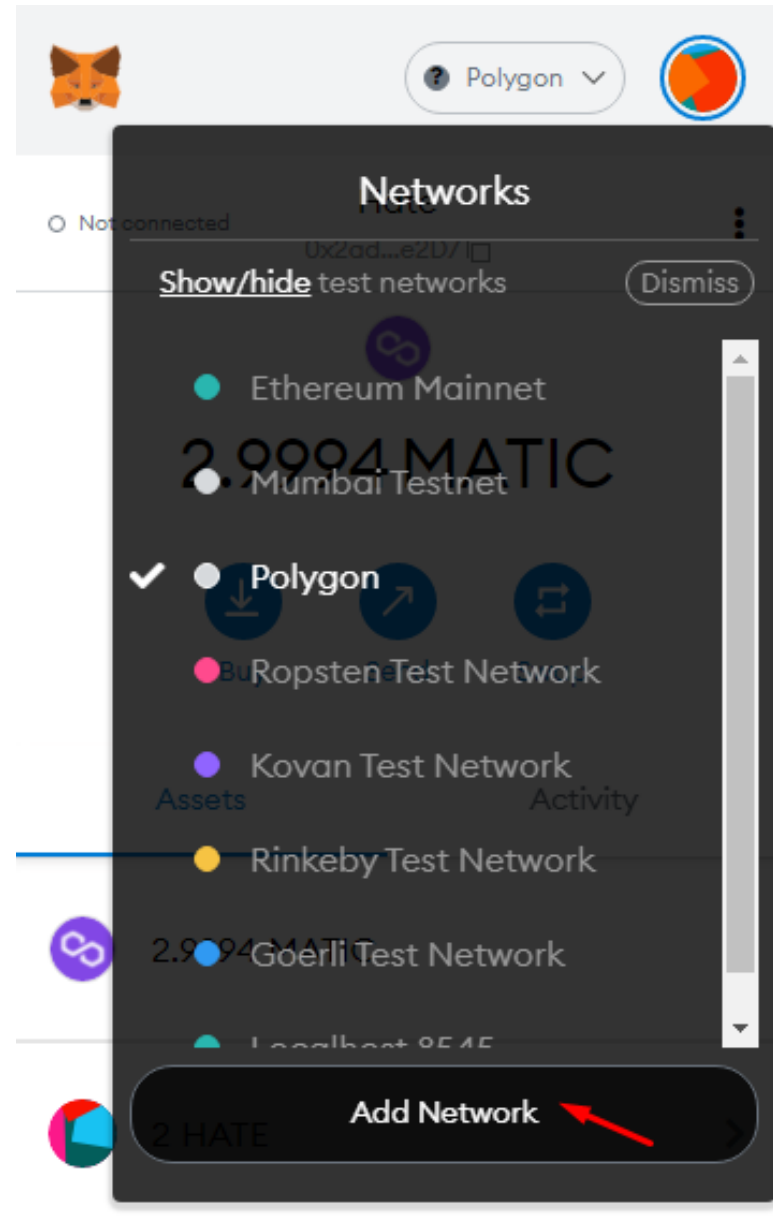


RAT RACE



STEP 1

Click on network
switcher (or go to *Settings*
– *Networks* on mobile).





RAT RACE



RAT RACE



RAT RACE



RAT RACE



RAT RACE



STEP 2

Fill the fields with the next data:

Network Name: Polygon

New RPC URL: <https://polygon-rpc.com>

ChainID: 137

Symbol: MATIC

Block Explorer URL: <https://polygonscan.com/>

The screenshot shows the Metamask interface for adding a new network. The title is 'Settings' and the sub-section is 'Networks > Add a network'. A warning message states: 'A malicious network provider can lie about the state of the blockchain and record your network activity. Only add custom networks you trust.' The form contains the following fields:

- Network Name:** An empty text input field.
- New RPC URL:** An empty text input field.
- Chain ID:** An empty text input field with an information icon.
- Currency Symbol:** An empty text input field.
- Block Explorer URL (Optional):** An empty text input field.

At the bottom of the form are two buttons: 'Cancel' and 'Save'.



RAT RACE



RAT RACE



RAT RACE



RAT RACE



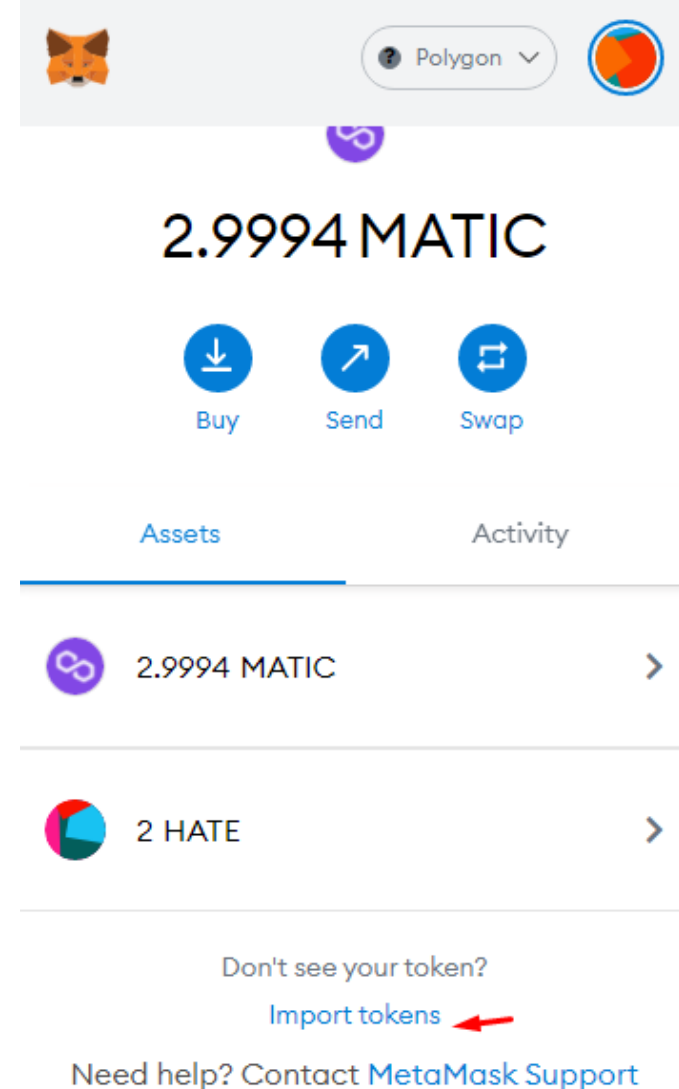
RAT RACE



How to add the **HateRace** token to your Metamask?

STEP 3

Go to the dashboard with your assets and click **“Import tokens”**.





RAT RACE



RAT RACE



RAT RACE



RAT RACE



RAT RACE



STEP 4

Fill the address fields with next data.

Contract address:

0xc8497AD54D63a9babEb11B12Eb6C47763447457f

Token Symbol: HATE

Token Decimal: 18

Click “Add Custom Token”.

Import Tokens ×

Custom Token

take versions of existing tokens. Learn more about [scams and security risks](#).

Token Contract Address

63a9babEb11B12Eb6C47763447457f

Token Symbol Edit

HATE

Token Decimal

18

Add Custom Token



RAT RACE



RAT RACE



RAT RACE



RAT RACE



RAT RACE



STEP 5

Your address you
can copy there:

The screenshot shows a wallet interface for a user named "Hate" on the Polygon network. The user's address is partially visible as "0x2ad...e2D7" and is highlighted with a red arrow. The wallet contains 2.9994 MATIC and 2 HATE. Below the balances are buttons for "Buy", "Send", and "Swap". At the bottom, there are tabs for "Assets" and "Activity", with "Assets" selected. The "Assets" list shows 2.9994 MATIC and 2 HATE.



RAT RACE



RAT RACE



RAT RACE



RAT RACE



RAT RACE



STEP 6

To transfer your **HATE** just click Send and make transfer as usually: select Hate from list and send.

